

NIRF, 2021
DEC.

Being a co-educational academic institution of Higher Education our college embraces the traditional higher education mission of teaching, scholarly contribution, and service. The institution places primary emphasis on providing quality graduate and postgraduate educational opportunities for the intellectual, social, and professional development of a diverse student body. College recognizes its responsibility to society and supports both institutional and individual commitments to service. Therefore, Our College encourages its administration, faculty, and staff to invest their knowledge, experience, and expertise in community, professional, and institutional service.

The college offers professional and career-focused curricula designed to cultivate students' successful learning and the ability to apply knowledge, think critically, and communicate effectively. Through comprehensive academic programs, innovative and contemporary in content and mode of delivery, students are exposed to diverse perspectives and skills essential to independent and lifelong learning. Because academic programs are professional and career focused, College responds to local, regional, and national employment needs and supports current workforce trends.

Government College Barwala (Hisar) is affiliated from Guru Jambheshwar University of Science and Technology and currently college offers four Undergraduate courses in Arts, Commerce & Science streams and one Postgraduate course in Computer Application.


Role of Honours of our college are, In sports Rajvir and Sandeep got gold medal Indo-Nepal Games. Our College also has girls achievers Monika achieves Gold Medal in Boxing at National Level Monika achieves Gold Medal wrestling at National Level. Sunil and Manisha got second position in Inter district Science Exhibition.

Some students are also selected for Govt. Services. Not even in education and sports our students also get achievements in cultural activities as Monika got 2nd position in rangoli competition in Youth Festival.


In addition to providing quality educational opportunities, College promotes the advancement of knowledge by supporting and recognizing the scholarly activities of its faculty and students and the use of scholarship in education and service. The College faculty seeks to advance knowledge by conducting research and publishing research results as appropriate, creating artistic and literary works, presenting at professional and scientific meetings, and participating in professional development activities, as consistent with the role of each faculty member.

To accomplish above mentioned aim college plans to enhance the activities of placement and personality Development cell. College is also planning to enrich the library with journals, magazines and reference books and to strengthen sports & yoga activities.

Incharge



Principal


3/11/22.

National Institutional Ranking Framework

Ministry of Education

Government of India

Welcome to Data Capturing System: OVERALL

Submitted Institute Data for NIRF'2022'

Institute Name: Govt. College, Barwala [IR-O-C-10751]

Sanctioned (Approved) Intake

Academic Year	2020-21	2019-20	2018-19	2017-18	2016-17	2015-16
UG [3 Years Program(s)]	660	660	660	-	-	-
UG [1 Year Program(s)]	40	-	-	-	-	-

Total Actual Student Strength (Program(s) Offered by Your Institution)

(All programs of all years)	No. of Male Students	No. of Female Students	Total Students	Within State (Including male & female)	Outside State (Including male & female)	Outside Country (Including male & female)	Economically Backward (Including male & female)	Socially Challenged (SC+ST+OBC Including male & female)	No. of students receiving full tuition fee reimbursement from the State and Central Government	No. of students receiving full tuition fee reimbursement from Institution Funds	No. of students receiving full tuition fee reimbursement from the Private Bodies	No. of students who are not receiving full tuition fee reimbursement
UG [3 Years Program(s)]	681	877	1558	1558	0	0	30	854	0	0	0	884
UG [1 Year Program(s)]	20	7	27	27	0	0	0	0	0	0	0	0

Placement & Higher Studies

UG [3 Years Program(s)]: Placement & higher studies for previous 3 years

Academic Year	No. of first year students intake in the year	No. of first year students admitted in the year	Academic Year	No. of students admitted through Lateral entry	Academic Year	No. of students graduating in minimum stipulated time	No. of students placed	Median salary of placed graduates(Amount in Rs.)	No. of students selected for Higher Studies
2016-17	660	645	2017-18	0	2018-19	192	0	0(Zero)	0
2017-18	660	652	2018-19	0	2019-20	256	0	0(Zero)	0
2018-19	660	652	2019-20	0	2020-21	212	0	0(Zero)	0

UG [1 Years Program(s)]: Placement & higher studies for previous 3 years

Academic Year	No. of first year students intake in the year	No. of first year students admitted in the year	Academic Year	No. of students graduating in minimum stipulated time	No. of students placed	Median salary of placed graduates(Amount in Rs.)	No. of students selected for Higher Studies
2018-19	0	0	2018-19	0	0	0(Zero)	0
2019-20	40	20	2019-20	4	0	0(Zero)	0
2020-21	40	27	2020-21	4	0	0(Zero)	0

h.D Student Details

Ph.D (Student pursuing doctoral program till 2020-21 Students admitted in the academic year 2020-21 should not be entered here.)

	Total Students
Full Time	0
Part Time	0

No. of Ph.D students graduated (Including Integrated Ph.D)

	2020-21	2019-20	2018-19
Full Time	0	0	0
Part Time	0	0	0

PG (Student pursuing MD/MS/DNB program till 2020-21 Students admitted in the academic year 2021 - 22 should not be entered here)

Number of students pursuing PG (MD/MS/DNB) program	0
--	---

No. of students Graduating in PG (MD/MS/DNB) program

2020-21	2019-20	2018-19
0	0	0

Online Education

a. Does all programs/courses were completed on time.	Yes
b. Measures taken to complete the syllabus of courses and programs.	0
c. The period of delay in completion of syllabus (in months).	0
d. The period of delay in conducting exams (in months).	0

Portal Name	No. of students offered online courses which have credit transferred to transcript	Total no. of online courses which have credit transferred to the transcript	Total no. of credits transferred to transcript
Swayam	0	0	0
	0	0	0
e. No. of courses developed and available online on Swayam platform by your institution faculty		0	

Financial Resources: Utilised Amount for the Capital expenditure for previous 3 years

Academic Year	2020-21	2019-20	2018-19
	Utilised Amount	Utilised Amount	Utilised Amount

Annual Capital Expenditure on Academic Activities and Resources (excluding expenditure on buildings)

Library	0 (ZERO)	0 (ZERO)	196781 (ONE LAKH NINETY SIX THOUSAND SEVEN HUNDRED EIGHTY ONE)
New Equipment for Laboratories	0 (ZERO)	0 (ZERO)	197918 (ONE LAKH NINETY SEVEN THOUSAND NINE HUNDRED EIGHTEEN)
Engineering Workshops	0 (ZERO)	0 (ZERO)	0 (ZERO)
Other expenditure on creation of Capital Assets (excluding expenditure on Land and Building)	0 (ZERO)	0 (ZERO)	0 (ZERO)

Financial Resources: Utilised Amount for the Operational expenditure for previous 3 years

Academic Year	2020-21	2019-20	2018-19
	Utilised Amount	Utilised Amount	Utilised Amount
Annual Operational Expenditure			
Salaries (Teaching and Non Teaching staff)	54108211 (FIVE CRORE FORTY ONE LAKH EIGHT THOUSAND TWO HUNDRED ELEVEN)	502012798 (FIVE CORE TWO LAKH TWELVE THOUSAND SEVEN HUNDRED NINETY EIGHT)	34136534 (THREE CRORE FORTY ONE LAKH THIRTY SIX THOUSAND FIVE HUNDRED THIRTY FOUR)
Maintenance of Academic Infrastructure or consumables and other running expenditures(excluding maintenance of hostels and allied services,rent of the building, depreciation cost, etc)	1000 (ONE THOUSAND)	1000 (ONE THOUSAND)	711331 (SEVEN LAKH ELEVEN THOUSAND THREE HUNDRED THIRTY ONE)
Seminars/Conferences/Workshops	0 (ZERO)	0 (ZERO)	0 (ZERO)

IR

Calendar year	2020	2019	2018
No. of Patents Published	0	0	0
No. of Patents Granted	0	0	0

Sponsored Research Details

Financial Year	2020-21	2019-20	2018-19
Total no. of Sponsored Projects	0	0	0
Total no. of Funding Agencies	0	0	0
Total Amount Received (Amount in Rupees)	0	0	0
Amount Received in Words	Zero	Zero	Zero

Consultancy Project Details

Financial Year	2020-21	2019-20	2018-19
Total no. of Consultancy Projects	0	0	0
Total no. of Client Organizations	0	0	0
Total Amount Received (Amount in Rupees)	0	0	0
Amount Received in Words	Zero	Zero	Zero

National Institutional Ranking Framework

Ministry of Education

Government of India

Welcome to Data Capturing System: COLLEGE

Submitted Institute Data for NIRF'2022'

Institute Name: Govt. College, Barwala [IR-C-C-10751]

Sanctioned (Approved) Intake

Academic Year	2020-21	2019-20	2018-19	2017-18	2016-17	2015-16
UG [3 Years Program(s)]	660	660	660	-	-	-
UG [1 Year Program(s)]	40	-	-	-	-	-

Total Actual Student Strength (Program(s) Offered by Your Institution)

(All programs of all years)	No. of Male Students	No. of Female Students	Total Students	Within State (Including male & female)	Outside State (Including male & female)	Outside Country (Including male & female)	Economically Backward (Including male & female)	Socially Challenged (SC+ST+OBC Including male & female)	No. of students receiving full tuition fee reimbursement from the State and Central Government	No. of students receiving full tuition fee reimbursement from Institution Funds	No. of students receiving full tuition fee reimbursement from the Private Bodies	No. of students who are not receiving full tuition fee reimbursement
UG [3 Years Program(s)]	681	877	1558	1558	0	0	30	854	0	0	0	884
UG [1 Year Program(s)]	20	7	27	27	0	0	0	0	0	0	0	0

Placement & Higher Studies

UG [3 Years Program(s)]: Placement & higher studies for previous 3 years

Academic Year	No. of first year students intake in the year	No. of first year students admitted in the year	Academic Year	No. of students graduating in minimum stipulated time	No. of students placed	Median salary of placed graduates(Amount in Rs.)	No. of students selected for Higher Studies
2016-17	680	645	2018-19	192	0	0(Zero)	0
2017-18	665	652	2019-20	256	0	0(Zero)	0
2018-19	660	635	2020-21	426	0	0(Zero)	0

UG [1 Years Program(s)]: Placement & higher studies for previous 3 years

Academic Year	No. of first year students intake in the year	No. of first year students admitted in the year	Academic Year	No. of students graduating in minimum stipulated time	No. of students placed	Median salary of placed graduates(Amount in Rs.)	No. of students selected for Higher Studies
2018-19	0	0	2018-19	0	0	0(Zero)	0
2019-20	40	20	2019-20	4	0	0(Zero)	0
2020-21	40	27	2020-21	4	0	0(Zero)	0

Financial Resources: Utilised Amount for the Capital expenditure for previous 3 years

Academic Year	2020-21	2019-20	2018-19
	Utilised Amount	Utilised Amount	Utilised Amount
Annual Capital Expenditure on Academic Activities and Resources (excluding expenditure on buildings)			
Library	0 (Zero)	0 (Zero)	196781 (One lakh bunty six thousand seven hundred eighty one)
New Equipment for Laboratories	0 (Zero)	0 (Zero)	197918 (One lakh bunty seven thousand nine hundred eighteen)
Other expenditure on creation of Capital Assets (excluding expenditure on Land and Building)	0 (Zero)	0 (Zero)	0 (Zero)

Financial Resources: Utilised Amount for the Operational expenditure for previous 3 years

Academic Year	2020-21	2019-20	2018-19
	Utilised Amount	Utilised Amount	Utilised Amount
Annual Operational Expenditure			
Salaries (Teaching and Non Teaching staff)	54108211 (Five crore forty one lakh eight thousand two hundred eleven)	502012798 (Five crore two lakh twelve thousand seven hundred ninety eight)	34136534 (Three crore forty one lakh thirty six thousand five hundred thirty four)
Maintenance of Academic Infrastructure or consumables and other running expenditures(excluding maintenance of hostels and allied services,rent of the building, depreciation cost, etc)	1000 (One thousand)	1000 (One thousand)	711331 (Seven lakh eleven thousand three hundred thirty one)
Seminars/Conferences/Workshops	0 (Zero)	0 (Zero)	0 (Zero)

CS Facilities: Facilities of physically challenged students

1. Do your institution buildings have Lifts/Ramps?	Yes, more than 80% of the buildings
2. Do your institution have provision for walking aids, including wheelchairs and transportation from one building to another for handicapped students?	No
3. Do your institution buildings have specially designed toilets for handicapped students?	Yes, more than 80% of the buildings


Faculty Details

Srno	Name	Age	Designation	Gender	Qualification	Experience (In Months)	Currently working with Institution?	Joining Date	Leaving Date	Association type	1	
1	Vinay Rani	30	Other	Female	M.Sc.	45	Yes	13-02-2019	26-08-2020	Other	2	Vikas Nain
2	Dr. J. K. Singh	Other	Male	Ph.D	174	Yes	11-01-2019	--	Other	3	37	Minakshi Sharma
3	Dr. J. K. Singh	Female	NET	72	Yes	01-09-2016	--	Other	4	Anil Kumar	52	Associate Professor
4	Dr. J. K. Singh	MCA	264	Yes	02-07-2011	--	Regular	5	Savita Sahrawat	33	Assistant Professor	Female
5	Dr. J. K. Singh	101	Yes	18-08-2017	--	Regular	6	Bimla Devi	39	Other	Female	NET
6	Dr. J. K. Singh	Yes	21-07-2014	--	Other	7	Neelam	35	Assistant Professor	Female	Ph.D	111
7	Dr. J. K. Singh	15-06-2017	--	Regular	8	Pankaj	33	Other	Male	NET	96	Yes
8	Dr. J. K. Singh	--	Other	9	Salender	37	Other	Male	NET	96	Yes	08-02-2014


-	Other	10	Dalbir Singh	51	Associate Professor	Male	M. Phil	314	Yes	03-07-2014	--
regular	11	Shweta	37	Assistant Professor	Female	Ph.D	96	Yes	29-08-2017	--	Regular
2	Raghu Mahander Singh	45	Other	Male	SLET	72	Yes	12-01-2016	--	Other	13
Jay Kumar	33	Other	Male	NET	78	Yes	12-08-2015	--	Other	14	Jagdish Duhan
17	Other	Male	Ph.D	102	Yes	24-08-2013	--	Other	15	Naresh	42
Assistant Professor	Male	Ph.D	174	Yes	27-06-2017	--	Regular	16	Neelima	36	Other
Female	Ph.D	78	Yes	10-08-2015	--	Other	17	Minaxi Rani	31	Assistant Professor	Female
NET	53	Yes	19-08-2017	--	Regular	18	Jyoti	30	Other	Female	Ph.D
00	Yes	01-08-2013	--	Other	19	Rahul	33	Other	Male	NET	95
es	08-02-2014	--	Other	20	Anup Singh	40	Assistant Professor	Male	M. Phil	119	Yes
6-07-2016	--	Regular	21	Ashish Kumar	39	Other	Male	NET	168	Yes	25-07-2011
-	Other	22	Hardeep Singh Choudhary	36	Other	Male	NET	65	Yes	01-09-2016	--
Other	23	Shakuntla Devi	43	Other	Female	Ph.D	84	Yes	19-01-2018	--	Other
4	Supriya Poonia	29	Assistant Professor	Female	NET	47	Yes	18-08-2017	14-06-2020	Regular	25
leelam	29	Other	Female	Ph.D	78	Yes	01-09-2016	--	Other	26	Vikash Chander
8	Other	Male	NET	65	Yes	14-09-2016	--	Other	27	Sushila Devi	45
Other	Female	Ph.D	97	Yes	06-10-2015	--	Other	28	Priyanka	32	Other
Female	NET	87	Yes	07-08-2014	--	Other	29	Pinki Devi	35	Assistant Professor	Female
NET	107	Yes	18-08-2017	--	Regular	30	Deepika	31	Assistant Professor	Female	NET
16	Yes	19-07-2018	--	Regular	31	Neetu Rani	37	Assistant Professor	Female	NET	90
es	19-07-2018	--	Regular	32	Manju Rani	33	Assistant Professor	Female	NET	108	Yes
16-07-2018	--	Regular	33	Shalu	34	Other	Female	Ph.D	56	Yes	09-02-2019
-	Other	34	Sunil Kumar	34	Other	Male	NET	66	Yes	31-08-2018	--
Other	35	Manjan Singh	40	Other	Male	NET	35	Yes	29-01-2019	--	Other
16	Sonia Devi	29	Assistant Professor	Female	NET	35	Yes	21-08-2018	--	Regular	37
Shupinder Singh Jundu	59	Associate Professor	Male	Ph.D	225	Yes	09-06-2018	31-01-2020	Regular	38	Reena
10	Other	Female	M.COM	45	Yes	19-04-2019	26-08-2020	Other	39	Neetu	40

Other	Female	Ph.D	91	Yes	19-04-2019	--	Other	40	Atul Jain	30	Assistant Professor
Male	NET	36	Yes	19-07-2018	--	Regular	41	Deepika	31	Assistant Professor	Female
NET	81	Yes	26-02-2019	--	Regular	42	Sukesh	30	Assistant Professor	Female	NET
0	Yes	11-09-2019	--	Regular	43	Pooja Jangra	26	Assistant Professor	Female	NET	30
Yes	09-09-2019	--	Regular	44	Baljeet Singh	35	Assistant Professor	Male	NET	30	Yes
0-09-2019	--	Regular	45	Ram Bilas	32	Assistant Professor	Male	NET	84	Yes	07-01-2019
-	Regular	46	Surender	37	Other	Male	NET	24	Yes	04-01-2020	13-09-2021
Other	47	Indira Bishnoi	31	Other	Female	NET	72	Yes	07-01-2020	--	Other

Incharge


3/1/2022

Principal


8/1/22